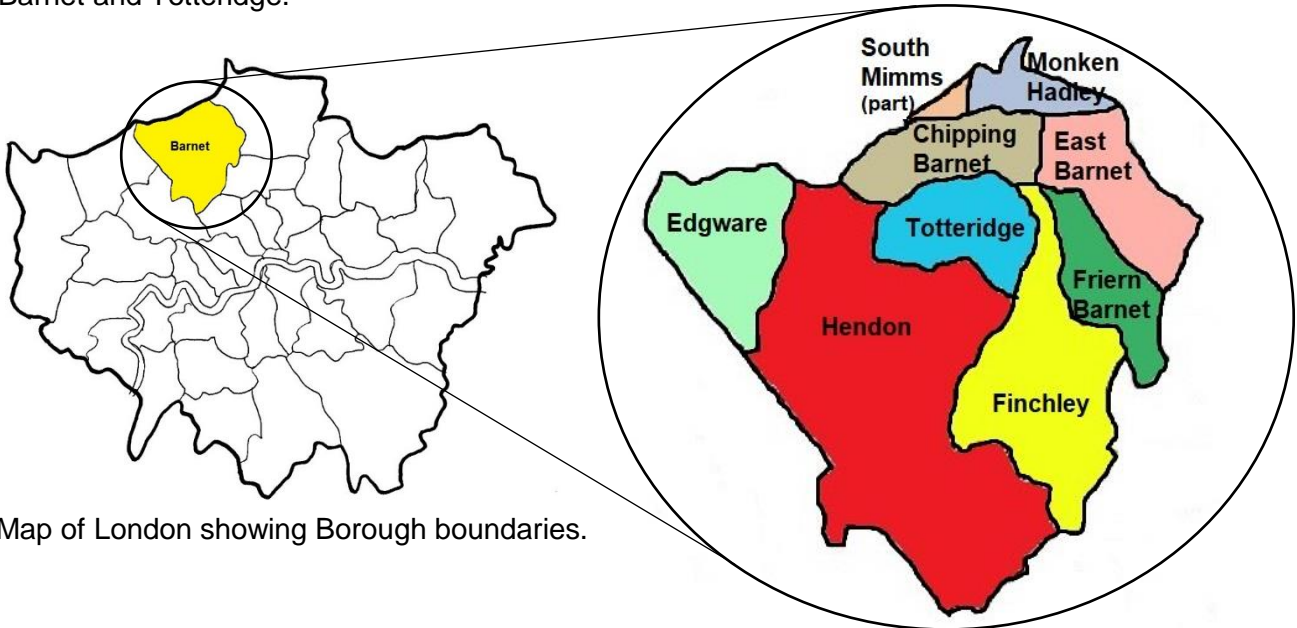




# LONDON WESTMINSTER & MIDDLESEX FAMILY HISTORY SOCIETY


## Ancestors in what is now the London Borough of Barnet?

Before 1965 this area was divided into five Urban Districts: Barnet, East Barnet, Friern Barnet, Finchley and Hendon, which in turn were called Local Government Districts from 1894-1955. However, since Tudor times, this area was covered by the Ancient Middlesex Parishes of Friern Barnet, Edgware, Finchley, Hendon, Monken Hadley plus South Mimms (most of which has now been transferred to Hertfordshire) together with the Hertfordshire parishes of Chipping Barnet, East Barnet and Totteridge.




Map of London showing Borough boundaries.

The following Parish Guides are based on Ancient Parishes, although the information they contain goes from the earliest known records available right up to date.




Places in **Chipping Barnet** Ancient Parish include Arkley, Barnet Vale and High Barnet.




Places in **East Barnet** Ancient Parish include Brunswick Park, Monkfrith, New Barnet, Oakleigh Park and Osidge.




# LONDON WESTMINSTER & MIDDLESEX FAMILY HISTORY SOCIETY




Places in **Edgware** Ancient Parish include Broadfields, Edgwarebury, The Hale and parts of Elstree village.



Places in **Finchley** Ancient Parish include Church End, East Finchley, Finchley Central, part of Hampstead Garden Suburb, North Finchley, Woodside Park and the part of Whetstone which is west of the Great North Road.




Places in **Friern Barnet** Ancient Parish include Colney Hatch, Friern Barnet and most of Whetstone.




Places in **Hendon** Ancient Parish include Brent Cross, Burnt Oak, part of Child's Hill, Church End, Colindale, part of Cricklewood, Golders Green, Grahame Park, some of Hampstead Garden Suburb, Holders Hill, Mill Hill, Temple Fortune, The Burroughs, The Hyde, The Welsh Harp and West Hendon.




# LONDON WESTMINSTER & MIDDLESEX FAMILY HISTORY SOCIETY



Places in **Monken Hadley** Ancient Parish include Hadley, Hadley Highstone and Monken Hadley.



Places in **South Mimms** Ancient Parish include Bentley Heath, Kitts End, Potters Bar and parts of Chipping or High Barnet.



Places in **Totteridge** Ancient Parish include only Totteridge.

Our Parish Guides can be purchased online from

[The LWMFHS Shop - Parish Guides](#)

++++++