

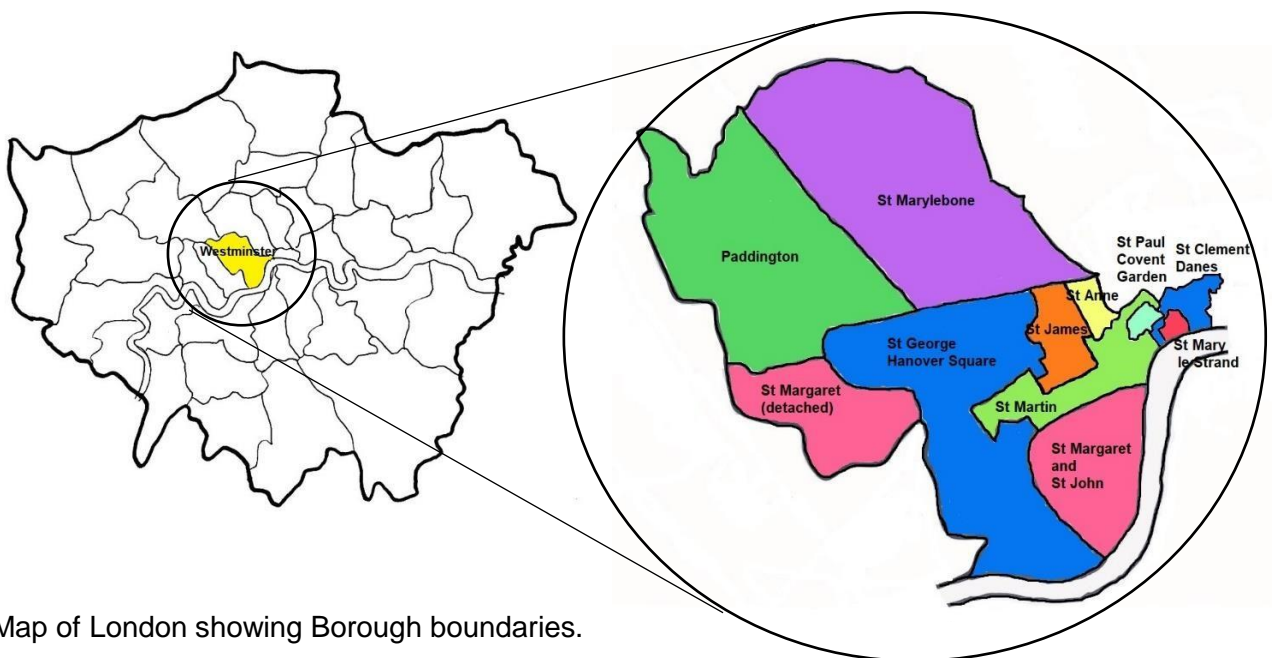


LONDON WESTMINSTER & MIDDLESEX FAMILY HISTORY SOCIETY

Ancestors in what is now the London Borough of Westminster


Before 1965 this area was the Metropolitan Boroughs of Marylebone, Paddington and Westminster. This last was formed in 1900 from eleven civil parishes and extra-parochial places which, in turn, were based on the Ancient Parishes which had been used since Tudor times: Paddington, St Anne

Soho, St Clement Danes, St George Hanover Square, St James Piccadilly, St Martin in the Fields, St Mary-le-Strand, St Paul Covent Garden, St Margaret & St John, St Marylebone, Close of the Collegiate Church of St Peter, Liberty of the Rolls and the Precinct of the Savoy.



Map of London showing Borough boundaries.


The following Parish Guides are based on Ancient Parishes, although the information they contain goes from the earliest known records available right up to date.




Places in parish of **Paddington** include Bayswater, Kensal Green, Kensal Town, Maida Vale, Paddington, Queens Park, West Kilburn, Westbourne Green and part of Hyde Park.




LONDON WESTMINSTER & MIDDLESEX FAMILY HISTORY SOCIETY




The only place in the Ancient Parish of **St Anne Soho** is St Anne Soho.



Places in parish of **St Clement Danes** include the Liberty of the Rolls.




Places in the Ancient Parish of **St George Hanover Square** include Belgravia, Mayfair, Pimlico, Victoria and part of Hyde Park.




Places in the Ancient Parish of **St James Piccadilly** parish include Berwick Street, Golden Square, Great Marlborough Street, Jermyn Street and Pall Mall.




LONDON WESTMINSTER & MIDDLESEX FAMILY HISTORY SOCIETY




Places in the Ancient parish of **St Margaret Westminster** include Downing Street, Knightsbridge, Westminster Abbey and Whitehall. A detached portion of St Margaret's is located further west and includes Knightsbridge and parts of Kensington.



Places in the parish of **St Martin-in-the-Fields** include Charing Cross, Drury Lane, Leicester Square and Trafalgar Square.




Places in the parish of **St Marylebone** include Bryanston Square, Cavendish Square, Langham Place, Lisson Grove, Maida Hill, Portland Town, Portman Square and St John's Wood.



Places in the Ancient Parish of **St Mary le Strand** include the Savoy.



LONDON WESTMINSTER & MIDDLESEX FAMILY HISTORY SOCIETY



The only place in the Ancient Parish of **St Paul Covent Garden** is Covent Garden.

Our Parish Guides can be purchased online from
[The LWMFHS Shop - Parish Guides](#)

++++++